




The Cheltenham

4 bed detached

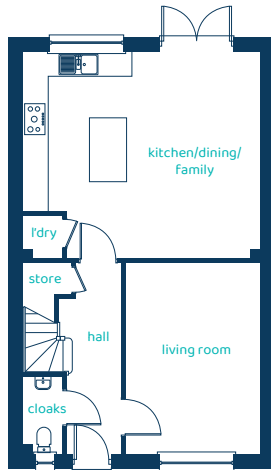
The Cheltenham blends traditional styling with modern, open-plan living, making it a welcoming home. Spanning three storeys, it offers generous proportions and high ceilings for optimal family life. The ground-floor living room and open-plan kitchen/diner are perfect for quality time together. On the first floor, there are three spacious bedrooms, one with an en-suite. The second-floor premier suite is a luxurious retreat with large, fitted wardrobes and its own en-suite bathroom.



Predicted EPC rating

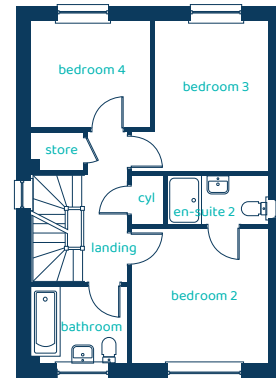
anwylhomes.co.uk

Ground Floor Plan



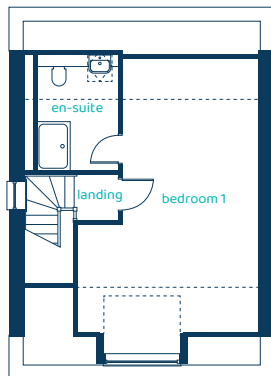
Room	Imperial	Metric
Kitchen/Dining/Family	18' 11" x 16' 6"	5.76m x 5.03m
Living Room	10' 8" x 15' 2"	3.25m x 4.63m
Laundry	3' 1" x 3' 5"	0.95m x 1.03m
Cloaks	3' 1" x 6' 2"	0.95m x 1.88m

First Floor Plan



Room	Imperial	Metric
Bedroom 2	10' 11" x 10' 10"	3.33m x 3.29m
En-suite 2	8' 0" x 3' 11"	2.44m x 1.20m
Bedroom 3	10' 11" x 12' 0"	3.33m x 3.65m
Bedroom 4	9' 7" x 8' 6"	2.93m x 2.60m
Bathroom	7' 8" x 6' 2"	2.34m x 1.88m

Second Floor Plan



Room	Imperial	Metric
Bedroom 1	14' 7" x 23' 10"	4.43m x 7.27m
En-suite	6' 7" x 9' 4"	2.00m x 2.85m

The Cheltenham

4 bed detached

Anwyl Homes is a Registered Developer with the NHQB. This is a computer-generated image of the Cheltenham, elevation treatment may vary. Room sizes are approximate, dimensions are taken from the longest room point (please consult homes advisor for measurement points). Plots may be handed and any garages may be single or double. Kitchen and bathroom layouts are indicative. These plans are correct at the time of going to press, but may be subject to change during construction. Please ensure that you check for specific plot details. Kitchen islands are an optional upgrade to this house type. 14/04/25.

