




The Burton

2 bed semi-detached

A luxurious two-bedroom home with impeccable finishes and high-end specification throughout. Both double bedrooms have en-suites and downstairs there's a spacious living room, modern open-plan kitchen-diner, and a cloaks, making it ideal for first-time buyers and growing families alike.

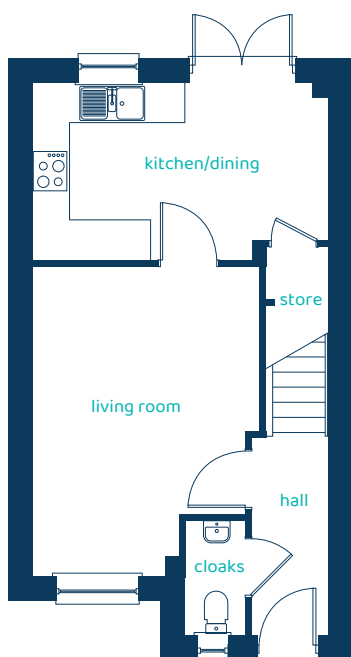
ANWYL



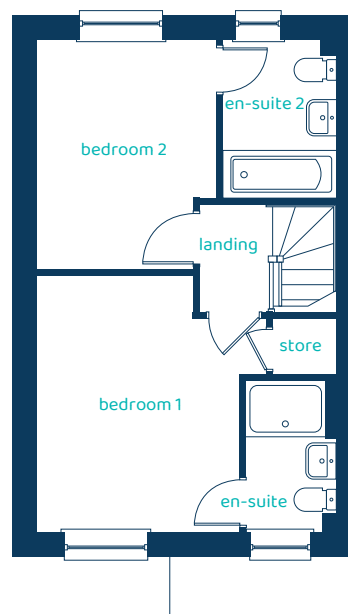
Predicted EPC rating

anwylhomes.co.uk

Ground Floor Plan



First Floor Plan



Room	Imperial	Metric
Kitchen/Dining	14'9" x 8'9"	4.51m x 2.67m
Living Room	11'5" x 15'4"	3.47m x 4.68m
Cloaks	2'11" x 5'8"	0.90m x 1.73m

Room	Imperial	Metric
Bedroom 1	10'0" x 12'9"	3.05m x 3.89m
En-suite	4'6" x 7'6"	1.36m x 2.29m
Bedroom 2	8'10" x 11'4"	2.70m x 3.46m
En-suite 2	5'7" x 7'10"	1.71m x 2.38m

The Burton

2 bed semi-detached

Anwyl Homes is a Registered Developer with the NHQB. This is a computer-generated image of the Burton, elevation treatment may vary. Room sizes are approximate, dimensions are taken from the longest room point (please consult homes advisor for measurement points). Plots may be handed and any garages may be single or double. Kitchen and bathroom layouts are indicative. These plans are correct at the time of going to press, but may be subject to change during construction. Please ensure that you check for specific plot details. Kitchen islands are an optional upgrade to this house type. 14/04/25.

