




The Evesham

4 bed detached

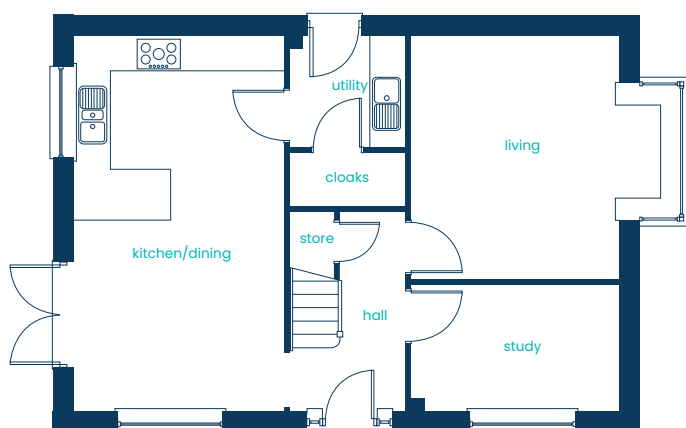
Superb design and plenty of space make this four bedroom home fantastic for families.



Predicted EPC rating

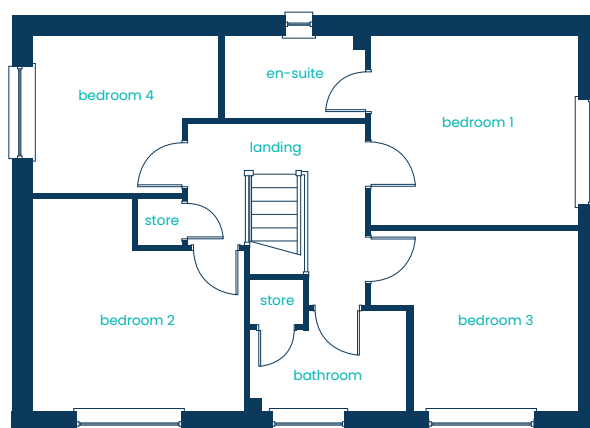
anwylhomes.co.uk

Ground Floor Plan



Room	Metric	Imperial
Kitchen/Dining	3.57m x 6.43m	11'9" x 21'1"
Living Room	4.33m x 4.18m	14'2" x 13'9"
Utility	1.95m x 1.90m	6'5" x 6'3"
Cloaks	1.95m x 0.92m	6'5" x 3'0"
Study	3.54m x 2.16m	11'7" x 7'1"

First Floor Plan



Room	Metric	Imperial
Bedroom 1	3.55m x 3.25m	11' 8" x 10'8"
En-suite	2.43m x 1.40m	8'0" x 4'7"
Bedroom 2	3.63m x 3.65m	11'11" x 12'0"
Bedroom 3	3.55m x 3.09m	11'8" x 10'2"
Bedroom 4	3.17m x 2.69m	10'5" x 8'10"
Bathroom	2.70m x 1.71m	8' 10" x 5'7"

The Evesham

4 bed detached

Anwyl Homes is a registered developer with the NHQB. The images on this literature are computer-generated. Specific plots may be 'handed' (mirrored), detached/semi-detached, elevation treatment/roof materials may vary, and any garages may be single or double. Room sizes are approximate, dimensions are taken from the longest room point and are for guidance only. Kitchen and bathroom layouts are indicative. These plans are correct at the time of creation but may be subject to change during construction. Please speak to your Homes Adviser for more details. The Evesham 09/01/25.

