




The Euxton

4 bed semi-detached

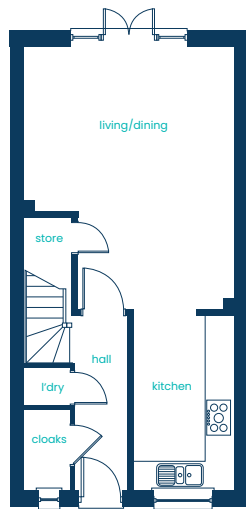
With its blend of traditional styling and modern, open-plan living, The Euxton is a welcoming place to come home to.



Predicted EPC rating

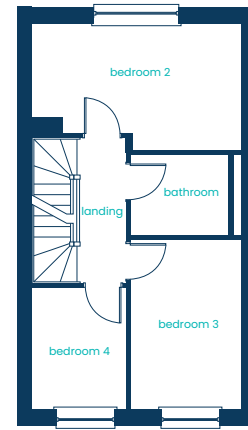
anwylhomes.co.uk

Ground Floor Plan



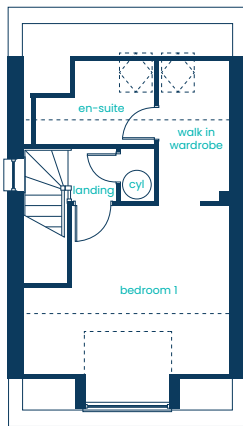
Room	Metric	Imperial
Kitchen	2.09m x 3.70m	6'11" x 12'2"
Living/Dining	4.45m x 5.58m	14'7" x 18'4"
Cloaks	0.97m x 1.70m	3'2" x 5'7"
Laundry	0.97m x 0.80m	3'2" x 2'8"

First Floor Plan



Room	Metric	Imperial
Bedroom 2	4.45m x 2.72m	14'7" x 8'11"
Bedroom 3	2.35m x 3.62m	7'9" x 11'11"
Bedroom 4	2.00m x 2.60m	6'7" x 8'6"
Bathroom	2.12m x 1.71m	6'11" x 5'7"

Second Floor Plan



Room	Metric	Imperial
Bedroom 1	4.41m x 4.14m	14'6" x 13'7"
En-suite	2.56m x 1.79m	8'5" x 5'10"
Dressing Area	1.51m x 3.10m	5'0" x 10'2"

The Euxton

4 bed semi-detached

Anwyl Homes is a registered developer with the NHQB. The images on this literature are computer-generated. Specific plots may be 'handed' (mirrored), detached/semi-detached, elevation treatment/roof materials may vary, and any garages may be single or double. Room sizes are approximate, dimensions are taken from the longest room point and are for guidance only. Kitchen and bathroom layouts are indicative. These plans are correct at the time of creation but may be subject to change during construction. Please speak to your Homes Adviser for more details. The Euxton 09/01/25.

